

⚡ **S** SERIES[®] ⚡



SE25



25/30_s/30/35

Max Load Capacity
5000/6000/7000 lbs.
(2268/2722/3175 kg)

CLARK[®]

⚡ S SERIES ⚡

CLARK S-SERIES products are designed from the ground up to be SMART, STRONG, and SAFE. The SE25-35 combines all the power and versatility of a traditional IC truck while minimizing your carbon footprint and providing an excellent cost of ownership. Able to transition seamlessly from indoor to outdoor spaces, the SE25-35 is the durable, reliable, and versatile forklift to fit your operational needs.

■ SMART

The SE25-35 integrates SMART features including:

- 5.6 inch" LCD SMART dash
- On-board diagnostics through dash display screen
- ZAPI Controllers for advanced control and communication
- Three selectable performance modes and turtle mode
- Integrated 80V lithium-ion battery with diagnostics in SMART dash
- Vertical mast system allows for fork leveling regardless of tilt

■ STRONG

The SE25-35 builds on the CLARK *Built to Last*® commitment with STRONG features including:

- Full capacity range of 5,000 to 7,000 pounds
- Integrated lithium-ion battery
- Fully welded, heavy gauge frame
- Six roller carriage with side thrust rollers

■ SAFE

Safety is at the core of all CLARK products, and the SE25-35 continues that legacy with excellent SAFE features including:

- Self-activating parking brake
- Wet disc service brakes require less maintenance and have a lower overall cost of ownership
- Nested I-Beam mast is durable and reliable
- Twin primary cylinder design in mast provides better operator visibility and safety
- Counter rotating wheels allow SE25-35 to achieve zero turn, reducing turn radius and allowing operators to navigate smoothly
- Curve cutback feature allows for speed control when navigating turns



SMART ■ STRONG ■ SAFE

FEATURED ADVANCEMENTS



Powerful Performance

- 5.6" SMART dash display with audible and visual warnings and lithium-ion battery integration
- Password protected access to advanced truck settings
- Three performance modes: economy, standard, and power
- Wider floorboard for improved operator ergonomics
- Updates to motor design to reduce operational noise


Lithium-Ion Battery

The 80V lithium-ion battery, available directly from the factory, increases ROI, decreases downtime, and retains higher sustained power with no voltage drop-off during operation. Additional features of the lithium-ion battery include:

- Virtually maintenance-free, with no watering or battery swapping required
- Provides a safer working environment with no acid to leak
- Longer battery life, requiring fewer replacements

Vertical Mast System

The CLARK Vertical Mast System allows operators to pick product with confidence, by ensuring forks are level regardless of the degree of tilt on the mast.



⚡ S SERIES ⚡

Indoor and Outdoor Applications



Increase your productivity while minimizing cost with the SE25-35. With the ability to seamlessly transition between indoor and outdoor spaces, operations no longer need two trucks to accomplish what the SE25-35 can do alone. The low profile, wide stance, and durable composition of the SE25-35 makes it ideal for operations with paved outdoor spaces, as well as indoor manufacturing facilities. The optional CLARK S-SERIES heated cabin allows operators to transition from indoor to outdoor operations even in harsh weather conditions.

Ergonomics



- CLARK-standard vinyl full suspension seat
- Hood mounted levers in S-SERIES styling with forward/reverse and horn button options
- Ergonomically designed pedals for optimal ease of operation
- Optional fingertip controls allow for improved operator ergonomics
- Optional S-SERIES style cabin with heater

SMART • STRONG • SAFE

⚡ S SERIES ⚡

Solid and Versatile



- Field-tested and strength-proven drive unit, steer axle, and upright
- Welded heavy gauge frame provides lasting durability
- CLARK Nested I-Beam mast designed for stability and longevity
- Full capacity range of 5,000 to 7,000 pounds to accommodate a wide range of applications

Advanced Componentry

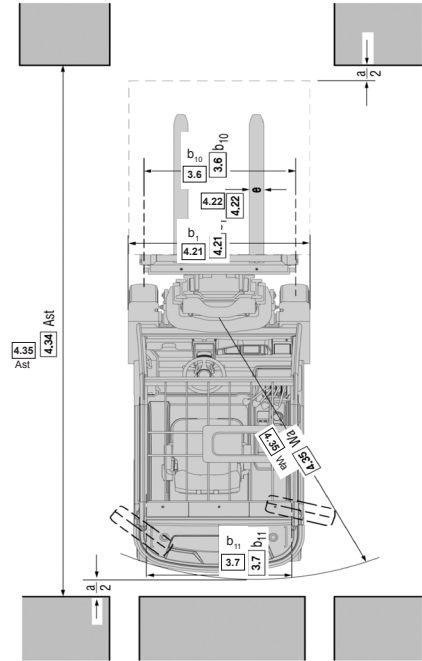
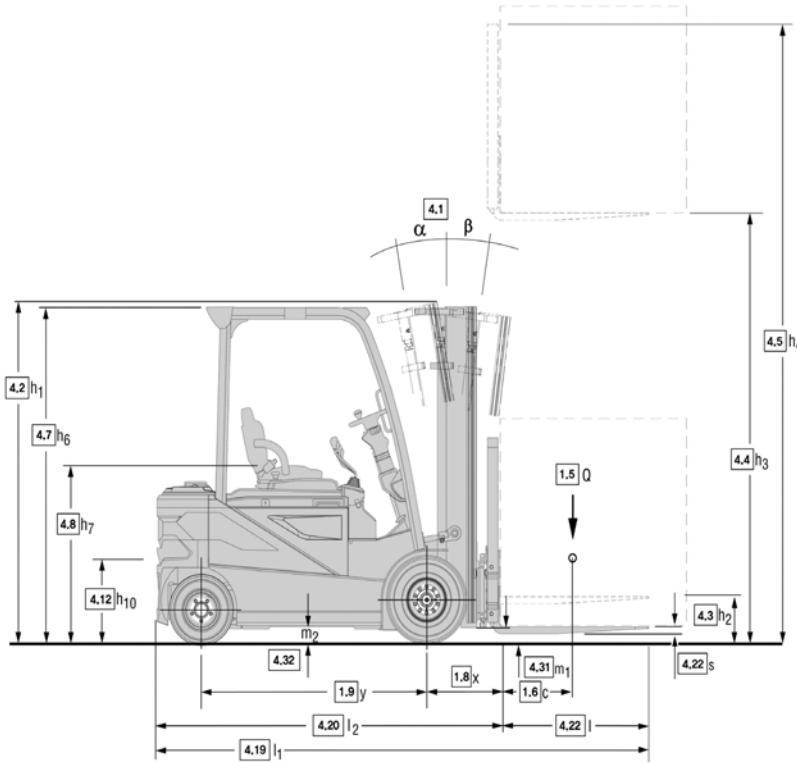


- 5.6" interactive SMART dash display with audible and visual warnings and battery discharge meter
- CANBus communication
- Password protection for dash enables specific operators to adjust performance modes
- Vertical mast system for increased accuracy and efficiency



SMART • STRONG • SAFE

Specifications	1.1	Manufacturer		CLARK	CLARK	CLARK	CLARK
	1.2	Manufacturer's designation		SE25	SE30s	SE30	SE35
	1.3	Drive unit		Elec-80V (Lithium)	Elec-80V (Lithium)	Elec-80V (Lithium)	Elec-80V (Lithium)
	1.4	Operator type		Rider-seated	Rider-seated	Rider-seated	Rider-seated
	1.5	Load capacity / rated load	lbs (kg)	5000 (2500)	6000 (3000)	6000 (3000)	7000 (3500)
	1.6	Load Center distance, Fork Face to Load CG	in (mm)	24 (600)	24 (600)	24 (600)	24 (600)
	1.8	Load Center distance, Center of Drive Axle to Fork Face	in (mm)	16.7 (424)	17.1 (434)	17.1 (434)	17.3 (439)
	1.9	Wheelbase	in (mm)	63.4 (1610)	63.4 (1610)	68.9 (1750)	68.9 (1750)
	Weight	2.1	Service weight incl. battery (see line 6.5)	lbs (kgs)	9876 (4479)	10648 (4829)	10981 (4981)
2.2		Axle loading, laden front / rear	lbs (kgs)	13406 (6080) / 1982 (899)	15201 (6894) / 2059 (934)	15091 (6844) / 2509 (1138)	17062 (7738) / 2562 (1162)
2.3		Axle loading, unladen front / rear	lbs (kgs)	4730 (2145) / 5146 (2334)	4750 (2154) / 5898 (2675)	4944 (2242) / 6039 (2739)	5204 (2360) / 6703 (3040)
Tires, Chassis	3.1	Tire type, P=pneumatic, S-solid, C=cushion		S	S	S	S
	3.2	Tire size, front		23 x 9-10	23 x 9-10	23 x 9-10	23 x 10-12
	3.3	Tire size, rear		18 x 7-8	18 x 7-8	18 x 7-8	18 x 7-8
	3.5	Wheels, number front/rear (x=drive wheels)		2X / 2	2X / 2	2X / 2	2X / 2
	3.6	Tread, front	in (mm)	42.1 (1069)	42.1 (1069)	42.1 (1069)	43.7 (1110)
	3.7	Tread, rear	in (mm)	38.3 (973)	38.3 (973)	38.3 (973)	38.3 (973)
	Dimensions	4.1	Tilt of upright/fork carriage (back / forward)	deg	8° / 8°	8° / 8°	8° / 8°
4.2		Height, upright lowered ^{1,2}	in (mm)	85.2 (2165)	85.2 (2165)	85.2 (2165)	85.2 (2165)
4.3		Freelift ^{1,2}	in (mm)	4.3 (110)	4.3 (110)	4.3 (110)	4.5 (115)
4.4		Lift height ^{1,2}	in (mm)	130 (3300)	130 (3300)	130 (3300)	125 (3165)
4.5		Height, upright extended ^{1,2}	in (mm)	178 (4520)	178 (4520)	178 (4520)	173 (4395)
4.7		Height overheadguard (OHG) / Height overheadguard (CABIN)	in (mm)	87.0 (2211) / 88.1 (2238)	87.1 (2212) / 88.1 (2239)	87.0 (2211) / 88.1 (2238)	87.2 (2214) / 88.2 (2241)
4.8		Seat height/stand height (Cushion seat, OHG)	in (mm)	45.3 (1150)	45.3 (1151)	45.3 (1150)	45.4 (1154)
4.12		Coupling height	in (mm)	21 (530)	21 (530)	21 (530)	21 (530)
4.19		Overall length	in (mm)	135.8 (3450)	135.8 (3450)	141.7 (3600)	148.9 (3782)
4.20		Length to face of forks	in (mm)	93.8 (2383)	93.8 (2383)	99.7 (2533)	100.9 (2563)
4.21		Width (Drive Tire) / (Frame Fender)	in (mm)	50.2 (1274) / 49.4 (1254)	50.2 (1274) / 49.4 (1254)	50.2 (1274) / 49.4 (1254)	53.3 (1353) / 52.5 (1334)
4.22		Fork dimensions	in (mm)	42x4x1.75 (1070x100x45)	42x5x1.75 (1070x122x45)	42x5x1.75 (1070x122x45)	42x5x2 (1070x122x50)
4.23		Fork carriage class		CL II	CL III	CL III	CL III
4.24		Fork carriage width	in (mm)	41.0 (1041)	41.0 (1041)	41.0 (1041)	45.0 (1145)
4.31		Ground clearance minimum, loaded	in (mm)	5.3 (135)	5.3 (135)	5.3 (135)	5.3 (135)
4.32		Ground clearance center of wheelbase	in (mm)	4.3 (110)	4.3 (110)	4.3 (110)	4.3 (110)
4.34	Right Angle Stack: For pallets 42" x 48" (1000 x 1200) For pallets 32" x 48" (800 X 1200) For pallets 48" x 32" (1200 X 800)	in (mm)	144.6 (3672) 137.4 (3490) 149.6 (3800)	144.6 (3672) 137.4 (3490) 149.6 (3800)	150.4(3821) 143.3 (3639) 155.5 (3949)	153.6 (3901) 146.4 (3719) 158.6 (4029)	
4.35	Turning radius	in (mm)	76.5 (1943)	76.5 (1943)	81.8 (2078)	83.0 (2108)	
Performance	5.1	Travel speed loaded / unloaded	mph (kph)	11.8 (19.0) / 12.4 (20.0)	11.8 (19.0) / 12.4 (20.0)	11.8 (19.0) / 12.4 (20.0)	11.8 (19.0) / 12.4 (20.0)
	5.2	Lift speed loaded / unloaded	fpm (m/s)	75 (0.38) / 98 (0.50)	67 (0.34) / 98 (0.50)	67 (0.34) / 98 (0.50)	59 (0.30) / 98 (0.50)
	5.3	Lowering speed loaded / unloaded	fpm (m/s)	106 (0.54) / 92 (0.47)	98 (0.50) / 92 (0.47)	98 (0.50) / 92 (0.47)	104 (0.53) / 98 (0.50)
	5.6	Max. drawbar pull loaded / unloaded	lbf (N)	4592 (20427) / 2374 (10562)	4616 (20536) / 2388 (10623)	4625 (20574) / 2434 (10827)	4733 (21055) / 2867 (12753)
	5.8	Max. gradeability loaded / unloaded	%	32.2 / 24.7	28.1 / 23.8	29.6 / 25	25 / 24
	5.10	Service brake		Wet-disc	Wet-disc	Wet-disc	Wet-disc
5.11	Parking brake		Elec-auto	Elec-auto	Elec-auto	Elec-auto	
Drive Line	6.1	Drive motor rating (S2 60min)	kW	9.0 x 2	9.0 x 2	9.0 x 2	9.0 x 2
	6.2	Lift motor rating (S3 15%)	kW	19.7	19.7	19.7	19.7
	6.3	Battery Compartment	in (mm)	40.5 x 28 x 30.75 (1029 x 711 x 781)	40.5 x 28 x 30.75 (1029 x 711 x 781)	40.5 x 33.6 x 30.75 (1029 x 853 x 781)	40.5 x 33.6 x 30.75 (1029 x 853 x 781)
	6.4	Battery voltage, nominal capacity	AH/5hr	80V, 460	80V, 460	80V, 460	80V, 460
	6.5	Battery weight (± 5%)	lbs (kg)	3418 (1550)	3418 (1550)	3969 (1800)	3969 (1800)
	6.6	Energy consumption acc, to VDI cycle	kWh/h	9.14	9.14	9.14	9.14
	6.61	Diameter of drive motor	in (mm)	9.4 (240) x 6.3 (160)	9.4 (240) x 6.3 (160)	9.4 (240) x 6.3 (160)	9.4 (240) x 6.3 (160)
	6.62	Diameter of hydraulic motor	in (mm)	9.4 (240) x 9.4 (240)	9.4 (240) x 9.4 (240)	9.4 (240) x 9.4 (240)	9.4 (240) x 9.4 (240)
	6.63	Drive motor control		Mosfet Inverter	Mosfet Inverter	Mosfet Inverter	Mosfet Inverter
	6.64	Speed control		Mosfet Inverter	Mosfet Inverter	Mosfet Inverter	Mosfet Inverter
6.65	Hydraulic motor control		Mosfet Inverter	Mosfet Inverter	Mosfet Inverter	Mosfet Inverter	
Misc.	8.2	Operating pressure for attachments	psi (kg/cm ²)	Adjustable	Adjustable	Adjustable	Adjustable
	8.3	Oil volume for attachments	gpm (l/min)	9.25 (35)	9.25 (35)	9.25 (35)	9.25 (35)
	8.4	Sound level, driver's ear according to DIN 12053	dB(A)	70	70	70	70
	8.5	Towing coupling, class/type DIN		PIN	PIN	PIN	PIN



For data see corresponding number in chart
"Product Specifications"

SE25/30s/30 Standard

Maximum Fork Height		Overall Height Lowered		Overall Height Raised		Free Lift**		Standard Tilt Spec ‡
in	mm	in	mm	in	mm	in	mm	B° / F°
83	2120	62.0	1575	131	3327	4.3	110	8/8
117	2980	78.9	2005	165	4191	4.3	110	8/8
130	3300	85.2	2165	178	4521	4.3	110	8/8
138	3500	90.7	2305	186	4724	4.3	110	8/8
146	3725	96.7	2455	194	4928	4.3	110	8/8
152	3860	99.6	2530	200	5080	4.3	110	8/8
164	4165	110.2	2800	212	5385	4.3	110	5/6
172	4380	118.1	3000	220	5588	4.3	110	5/6
182	4620	127.2	3230	230	5842	4.3	110	5/6
204	5170	137.6	3495	252	6401	4.3	110	5/3

SE25 Triple Stage

Maximum Fork Height		Overall Height Lowered		Overall Height Raised		Free Lift**		Standard Tilt Spec ‡
in	mm	in	mm	in	mm	in	mm	B° / F°
170	4320	78.9	2005	218	5539	54.4	1382	5/6
181	4600	82.7	2100	229	5819	58.1	1477	5/6
189	4800	85.2	2165	237	6019	60.7	1542	5/6
205	5210	90.7	2305	253	6429	66.2	1682	5/3
217	5520	96.7	2455	265	6739	72.1	1832	5/3
226	5740	99.6	2530	274	6959	75.1	1907	5/3
240	6100	105.9	2690	288	7319	81.4	2067	5/3
251	6370	110.2	2800	299	7589	85.7	2177	3/3
269	6830	118.1	3000	317	8049	93.6	2377	3/3
288	7315	127.2	3230	336	8534	102.6	2607	3/3

SE35 Standard

Maximum Fork Height		Overall Height Lowered		Overall Height Raised		Free Lift**		Standard Tilt Spec ‡
in	mm	in	mm	in	mm	in	mm	B° / F°
78	1985	62.0	1575	126	3204	4.5	115	8/8
112	2845	78.9	2005	160	4064	4.5	115	8/8
125	3165	85.2	2165	173	4384	4.5	115	8/8
132	3365	90.7	2305	180	4584	4.5	115	8/8
141	3590	96.7	2455	189	4809	4.5	115	8/8
147	3725	99.6	2530	195	4944	4.5	115	8/8
159	4030	110.2	2800	207	5249	4.5	115	5/6
167	4245	118.1	3000	215	5464	4.5	115	5/6
177	4485	127.2	3230	225	5704	4.5	115	5/6
198	5035	137.6	3495	246	6254	4.5	115	5/3

SE30s/30/35 Triple Stage

Maximum Fork Height		Overall Height Lowered		Overall Height Raised		Free Lift**		Standard Tilt Spec ‡
in	mm	in	mm	in	mm	in	mm	B° / F°
163	4140	78.9	2005	211	5359	51.9	1319	5/6
182	4620	85.2	2165	230	5839	58.2	1479	5/6
189	4800	85.2	2165	237	6019	58.2	1479	5/6
198	5030	90.7	2305	246	6249	63.7	1619	5/3
210	5340	96.7	2455	258	6559	69.6	1769	5/3
219	5560	99.6	2530	267	6779	72.6	1844	5/3
233	5920	105.9	2690	281	7139	78.9	2004	5/3
244	6190	110.2	2800	292	7409	83.2	2114	5/3
262	6650	118.1	3000	310	7869	91.1	2314	3/3
281	7135	127.2	3230	329	8354	100.2	2544	3/3

SE25/30s/30 Hi-Lo

Maximum Fork Height		Overall Height Lowered		Overall Height Raised		Free Lift**		Standard Tilt Spec ‡
in	mm	in	mm	in	mm	in	mm	B° / F°
116	2935	78.9	2005	164	4154	54.4	1382	5/6
128	3255	85.2	2165	176	4474	60.7	1542	5/6
139	3530	90.7	2305	187	4749	66.2	1682	5/6
148	3760	96.7	2455	196	4979	72.1	1832	5/6
154	3910	99.6	2530	202	5129	75.1	1907	5/6

• Indicates preferred standard sizes. For overall height raised with load backrest, add 48 in. (1220mm) to maximum fork height. Other uprights available, contact a CLARK representative.

** All freelif dimensions shown without standard 48 in. (1220mm) high load backrest. Standard tilt shown. Contact CLARK representative for information on optional tilt.

Notes:
 1. See upright table for other available uprights.
 2. Dimensions are for 130" Standard uprights, with 48" tall LBR.
 3. Specifications are given with 130" Standard upright and minimum battery weight.



CLARK: The Innovative and Durable Solution

The design, development, and manufacturing capabilities of CLARK, in combination with an unparalleled focus on customer support, a drive to understand fully each customer's needs in order to then supply the right solution, reflect the key essence of what is CLARK.

With over one million CLARK lift trucks sold around the world, each is a testament to the CLARK time-tested process of designing durable trucks with precise features that meet, if not exceed, the material handling needs of our customers. Our full range of dependable products – from pallet jacks to electric narrow aisle order selectors and up to our big 18,000lb capacity lift trucks – assures end-users CLARK has the solutions for their day-to-day needs.



These solutions built from industry innovations, from the nested I-Beam to a self-activating parking brake to new on-board diagnostics, began the same way: with the needs of our customers foremost in mind. By focusing on how we can improve our customers' material handling processes, we can assure our customers a lift truck designed to be the right solution for their needs.

When you bring it all together – an extensive research and development process, state-of-the-art manufacturing capabilities, and a superior dealership network – you have a company dedicated to delivering leading edge products for both today and far into the future. More reasons why CLARK is Built to Last®.

"CLARK, TOTALIFT, Powrworker, PartsPRO Plus, and Built to Last are registered in the U.S Patent and Trademark office. The "Hot Yellow Green" also known as "CLARK Green" is a trademark registered in the U.S Patent and Trademark office."



59-894-0347

CLARK MATERIAL HANDLING COMPANY
North American Headquarters
700 Enterprise Drive • Lexington, KY 40510
866-252-5275 • www.clarkmhc.com

SE25-35
59-894-0347 Printed in USA OTP05 24250V
© 2024 CLARK Material Handling Company